ALAMO COLLEGES DISTRICT
QUARTERLY INVESTMENT REPORT AS REQUIRED BY THE PUBLIC FUNDS INVESTMENT ACT
FOR PERIOD BEGINNING JUNE 1, 2018 AND ENDING AUGUST 31, 2018

Summary of Changes in Market Value for the Quarter:

	Total
Market Value 8-31-18	$ 340,330,677
Market Value 5-31-18	$ 399,233,418
Total Change in Market Value	$ (58,902,741)

Accrued income not included above:	$ 345,150

Market value above includes all investments plus all interest and non-interest bearing bank accounts per State Auditor's Office definition.

Total Change in Market Value consists of change in amount of funds held in cash and investments plus any change in fair market value.

Noteworthy Items:

(1) Decrease in market value primarily due to cyclical nature of cash flows.

(2) All Investment Officers are in compliance with required biennial PFIA training.

(3) All Trustees are currently in compliance with required PFIA training.

CERTIFICATIONS:

(1) The Quarterly Investment Report presented as of August 31, 2018 was prepared in accordance with Chapter 2256 of the ("PFIA") Texas Public Funds Investment Act and is in compliance with District's Investment Policy as adopted by the Board of Trustees of Alamo Colleges District, as amended, on October 23, 2017.

(2) All funds have been invested in accordance with the investment strategies specified for each separate fund.

Diane E. Snyder
Digitally signed by Diane E. Snyder
DN: cn=Diane E. Snyder, o=Alamo Colleges, ou=VCFA, email=dsnyder12@alamo.edu, c=US
Date: 2018.10.12 09:52:05 -05'00'

Diane E. Snyder, CPA, Ph.D.
Vice Chancellor for Finance and Fiscal Administration

Pamela K. Ansboury
Digitally signed by Pamela K. Ansboury
DN: cn=Pamela K. Ansboury, o=Alamo Colleges, ou=Finance and Fiscal Services, email=pansboury@alamo.edu, c=US
Date: 2018.10.04 10:12:01 -05'00'

Pamela K. Ansboury, CPA, M. Ed
Associate Vice Chancellor, Finance & Fiscal Services

Gertrud Moreno
Digitally signed by Gertrud Moreno
Date: 2018.10.03 13:42:42 -05'00'

Gertrud Moreno, CPA
Controller

Tracey Sulak Bedwell, CTP, MBA
Digitally signed by Tracey Sulak Bedwell, CTP, MBA
Date: 2018.10.03 10:23:51 -05'00'

Tracey Sulak Bedwell, CTP, MBA
Treasurer

Prepared by Finance and Fiscal Services (Treasury)
Source: First Southwest; Investment Custody Statements

Alamo Colleges District

Investment Dashboard- Operating Account

August 31, 2018

Account Summary

	Beginning Values as of 05/31/18	Ending Values as of 08/31/18
Par Value	179,931,337.48	139,264,069.22
Market Value	179,240,353.31	138,685,939.22
Book Value	179,451,454.47	138,794,608.26
Unrealized Gain /(Loss)	(211,101.16)	(108,669.04)
Market Value %	**99.88%**	**99.92%**
Weighted Avg. YTW	1.709%	1.919%
Weighted Avg. YTM	1.716%	1.928%

Allocation by Security Type

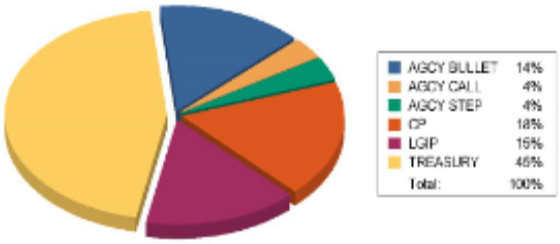

Allocation by Issuer

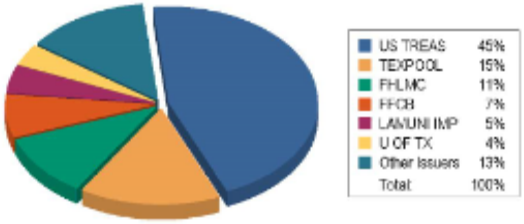

Maturity Distribution %

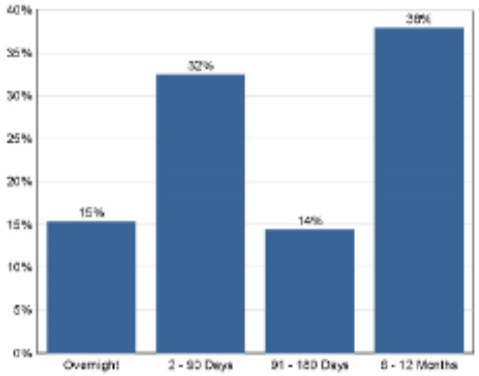

Weighted Average Days to Maturity: 130

Credit Quality

Prepared by FirstSouthwest Asset Management, LLC

ALAMO COLLEGES DISTRICT
DETAIL OF INVESTMENTS
AUGUST 31, 2018

Settle Date	Sec. Type	Sec. Description	CPN	Mty Date	Next Call	Call Type	Par Value	Orig Cost	Book Value	Market Value	Days to Mty	Days to Call	YTM	YTW	Credit Ratings
Operating Investments															
03/11/16	AGCY BULET	FFCB	1.950	09/17/18			5,000,000	5,106,900	5,001,909	5,000,050	17		1.086	1.086	AA+ /Aaa /AAA
01/30/18	AGCY STEP	FHLB	1.800	01/30/19	10/30/2018	QRTLY	5,000,000	5,000,000	5,000,000	4,996,250	152	60	1.898	1.650	AA+ /Aaa
02/28/17	AGCY CALL	FHLMC	1.375	02/28/19	Expired	ONE TIME	5,000,000	5,000,000	5,000,000	4,977,650	181		1.375	1.375	AA+ /Aaa /AAA
02/26/18	AGCY BULET	FFCB	1.080	05/01/19			5,000,000	4,937,700	4,964,676	4,956,650	243		2.154	2.154	AA+ /Aaa /AAA
08/30/18	AGCY BULET	FHLMC	1.250	08/01/19			10,000,000	9,889,400	9,889,732	9,889,900	335		2.473	2.473	AA+ /Aaa /AAA
		Subtotal					30,000,000	29,934,000	29,856,316	29,820,500					
07/05/18	CP - INT	Univ of TX	2.080	09/06/18			5,000,000	5,000,000	5,000,000	4,999,800	6		2.080	2.080	A-1+ /P-1 /F1+
07/25/18	CP - DISC	Kaiser Foundation Hospital		09/12/18			4,500,000	4,486,831	4,497,044	4,496,760	12		2.156	2.156	A-1+/F1+
07/03/18	CP - INT	Los Angeles, CA Muni Imprv	2.230	10/01/18			6,500,000	6,500,000	6,500,000	6,497,660	31		2.230	2.230	A-1+ /P-1 /F1+
05/04/18	CP - INT	City of Philadelphia, PA	2.400	10/31/18			4,000,000	4,000,000	4,000,000	3,998,800	61		2.400	2.400	A-1+ /P-1/ F1+
	CP - DISC	J.P.Morgan Sec		02/27/19			5,000,000	4,937,656	4,938,344	4,936,750	180		2.511	2.511	A-1/P-1/F1+
		Subtotal					25,000,000	24,924,487	24,935,388	24,929,770					
02/09/17	TREAS NOTE	U.S. Treasury	0.750	09/30/18			10,000,000	9,950,000	9,997,567	9,991,200	30		1.059	1.059	AA+ /Aaa /AAA
10/20/17	TREAS NOTE	U.S. Treasury	0.875	10/15/18			5,000,000	4,973,242	4,996,727	4,993,600	45		1.423	1.423	AA+ /Aaa /AAA
11/08/17	TREAS NOTE	U.S. Treasury	1.250	11/15/18			5,000,000	4,985,352	4,997,060	4,991,950	76		1.541	1.541	AA+ /Aaa /AAA
12/19/17	TREAS NOTE	U.S. Treasury	1.125	01/15/19			10,000,000	9,932,813	9,976,762	9,961,300	137		1.759	1.759	AA+ /Aaa /AAA
03/09/18	TREAS NOTE	U.S. Treasury	1.000	03/15/19			10,000,000	9,889,844	9,941,430	9,934,000	196		2.101	2.101	AA+ /Aaa /AAA
02/01/18	TREAS NOTE	U.S. Treasury	0.875	04/15/19			5,000,000	4,933,984	4,965,738	4,956,250	227		1.993	1.993	AA+ /Aaa /AAA
02/02/18	TREAS NOTE	U.S. Treasury	0.875	04/15/19			5,000,000	4,933,789	4,965,558	4,956,250	227		1.999	1.999	AA+ /Aaa /AAA
02/26/18	TREAS NOTE	U.S. Treasury	1.250	04/30/19			5,000,000	4,950,000	4,971,656	4,964,250	242		2.116	2.116	AA+ /Aaa /AAA
08/23/18	TREAS NOTE	U.S. Treasury	1.375	07/31/19			8,000,000	7,924,375	7,926,337	7,922,800	334		2.400	2.400	AA+ /Aaa /AAA
		Subtotal					63,000,000	62,473,398	62,738,834	62,671,600					
	LGIP	TexPool					21,264,069	21,264,069	21,264,069	21,264,069	1		1.921	1.921	AAAm
Total Operating							139,264,069	138,595,954	138,794,608	138,685,939	130		1.928	1.919	
Construction/Other															
	LGIP	TexPool- Construction					29,499,014	29,499,014	29,499,014	29,499,014	1		1.921	1.921	AAAm
	LGIP	TexPool- CIP Construction					162,200,643	162,200,643	162,200,643	162,200,643	1		2.181	2.181	AAAm
	LGIP	TexPool- Other Funds					4,228,937	4,228,937	4,228,937	4,228,937	1		1.921	1.921	AAAm
		Subtotal					195,928,593	195,928,593	195,928,593	195,928,593					
Total Investments							**335,192,663**	**334,524,548**	**334,723,202**	**334,614,533**					
Retainage Accounts for Construction															
	MMDA	Money Market Deposit Acct.					3,163,323	3,163,323	3,163,323	3,163,323	1		0.200	0.200	FDIC/Collateral
Other Bank Deposits															
	DDA	Bank Deposits					2,552,821	2,552,821	2,552,821	2,552,821	1		-	-	FDIC/Collateral
Total Investments/Bank Deposits							**340,908,807**	**340,240,692**	**340,439,346**	**340,330,677**					

Prepared by Finance and Fiscal Services (Treasury
Source: First Southwest; Investment Custody Statements

ALAMO COMMUNITY COLLEGE DISTRICT
Quarterly Investment Report (Including Deposits)

Investment or Deposit Type	August 2018 Market Value
Publicly Traded Equity and Similar Investments	
Publicly Traded Equity and Similar Investments	
Equity/Stock Mutual Funds	
Balanced Mutual Funds (where target allocation is > 50% equities)	
"Commonfund" Equity Commingled Funds	
Other Equity Commingled Funds (if primarily invested in publicly traded equities)	
Preferred Stock	
Other - list by type	
Total Publicly Traded Equity and Similar Investments	**0**
"Other" Investments - Other than Publicly Traded Equity and Debt Investments	
Real Estate (include direct ownership & investments in real estate limited partnerships, private REITs, or similar vehicles; include a portfolio of publicly traded REITs if managed as a separate asset allocation category rather than comprising part of a broadly diversified stock portfolio)	
Private Equity	
Hedge Funds	
"Commonfund" Alternative Asset Commingled Funds (Real Estate, Private Equity, Hedge Funds, Commodities, etc.)	
Annuities	
Commodities	
Collectibles	
Other - list by type	
Total "Other" Investments - Other than Publicly Traded Equity & Debt Investments	**0**
Publicly Traded Debt & Similar Investments>1 year maturity	
U.S. Government Securities ("Treasuries")	
U.S. Government Agency Securities ("Agencies")	
Mortgage Pass-Throughs - "Agency"	
Mortgage Pass-Throughs - "Private Label"	
Asset-Backed Securities (ABS) (other than mortgage-backed securities)	
Sovereign Debt (non-U.S.)	
Municipal Obligations	
Collateralized Mortgage Obligations (CMOs) - list below by category	
Interest Only Strips (IOS)	
Principal Only Strips (POs)	
Inverse Floaters	
Stated Final Maturity longer than 10 years	
Other CMOs- "Agency"	
Other CMOs- "Private Label"	
Corporate Obligations (U.E. or foreign companies- list below by rating	
Highly Rated (AAA/AA or equivalent)	
Other Investment Grade (A/BBB or equivalent)	
High Yield Bonds (<BBB or equivalent)	
Not Rate (NR)	
Fixed Income/Bond Mutual Funds (longer term; registered with the SEC)	
Balanced Mutual Funds (where target allocation is > 50% bonds or other debt securities)	
"Commonfund" Fixed Income/Bond Commingled Funds	
Other Fixed Income/Bond Commingled Funds (primarily invested in publicly traded debt securities; not registered with the SEC)	
GICs (Guaranteed Investment Contracts)	
Other - list by type	
Total Publicly Traded Debt & Similar Investments >1 year	**0**
Short-Term Investments & Deposits	
U.S. Government Securities ("Treasuries")	62,671,600
U.S. Government Agency Securities ("Agencies")	29,820,500
Banker's Acceptances	
Commercial Paper - A1/P1 (or equivalent)	24,929,770
Other Commercial Paper - lower rated	
Repurchase Agreements (Repos)	
Money Market Mutual Funds (registered with the SEC)	
Short-Term Mutual Funds Other than Money Market Mutual Funds (registered with the SEC)	
Public Funds Investment Pool Created to Function as a Money Market Mutual Fund (not registered w/ SEC but "2a7-like")	
TexPool (and TexPool Prime)	217,192,663
Other Public Funds Investment Pools Functioning as Money Market Mutual Funds	
Other Investment Pools - Short-Term (not created to function as a money market mutual fund)	
Certificates of Deposit (CD) - Nonnegotiable	
Certificates of Deposit (CD) - Negotiable	
Bank Deposits	5,716,144
Cash Held at State Treasury	
Securities Lending Collateral Reinvestments (direct investments or share of pooled collateral)	
Other - Municipals < 1 year	
Total Short-Term Investments & Deposits	**340,330,677**
TOTAL INVESTMENTS and DEPOSITS	**340,330,677**
TOTAL EXCLUDING BANK DEPOSITS	**334,614,533**